

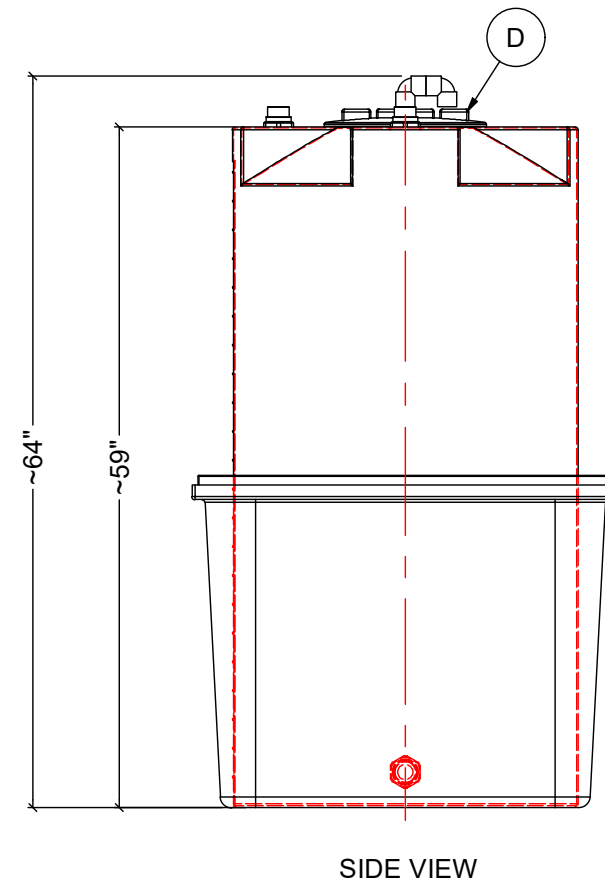
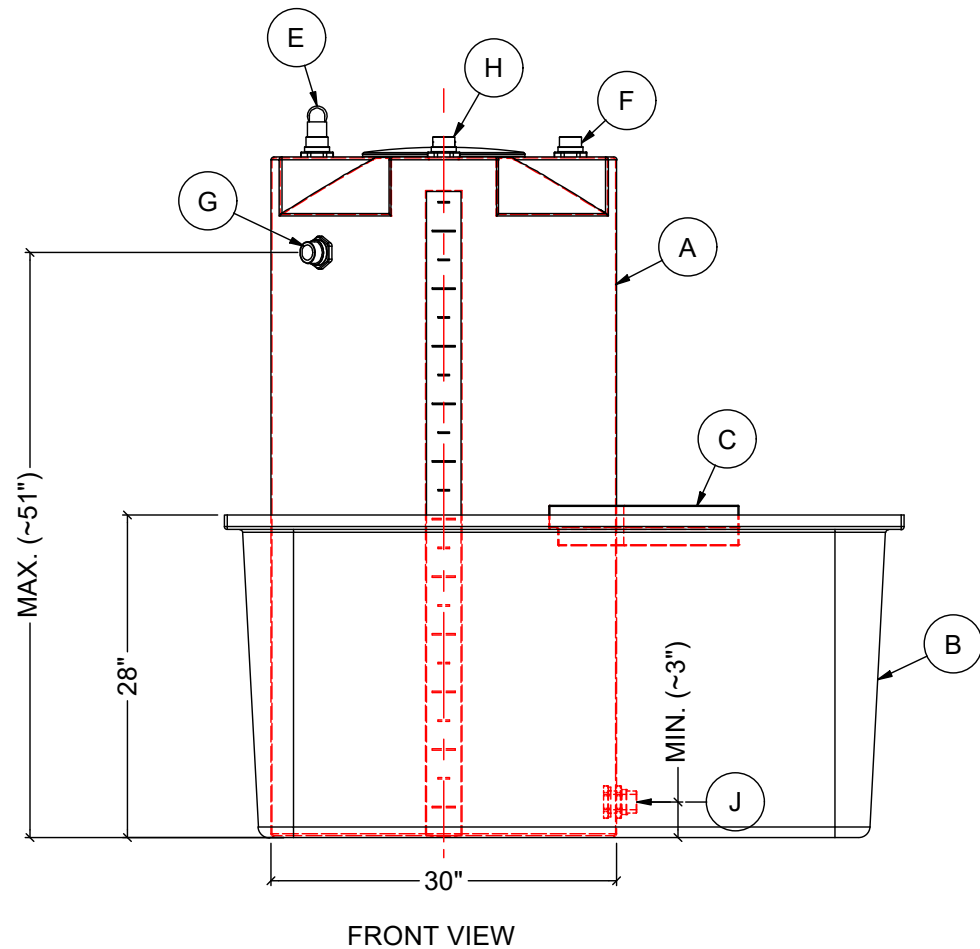
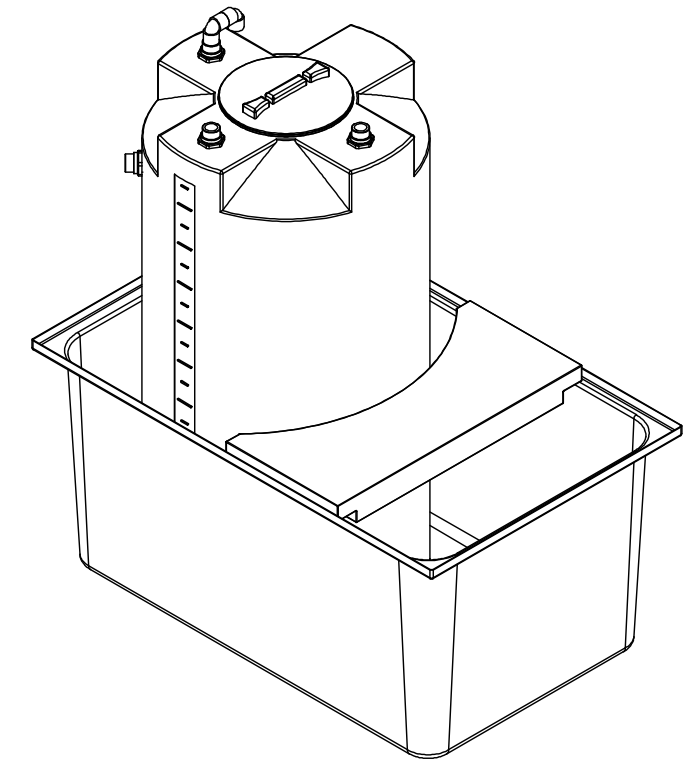
FITTINGS TO BE INSTALLED IN APPROX. LOCATION AS SHOWN ON TOP VIEW

- NOTES:**
 1. ALL TANK DIMENSIONS ARE SUBJECT TO +/-3% TOLERANCE.
 2. ALL EXTERNAL PIPING AND ACCESSORIES MUST BE FULLY SUPPORTED TO AVOID STRESSING THE TANK.
 3. CONTACT YOUR CHEMICAL SUPPLIER TO ENSURE ALL MATERIALS ARE COMPATIBLE WITH THE PRODUCT YOU INTEND TO STORE.

MATERIAL OPTIONS

TANK: HDPE , XLPE
 TANK WALL THICKNESS: 1.5SG, 1.9SG, 2.2SG
 FITTINGS: PVC , SS-316
 GASKETS: EPDM , VITON

MATERIALS LIST		
ITEMS	DESCRIPTION	NOTES
A	CT-150-CH CLOSED TOP TANK	
B	IRD-165 SECONDARY CONTAINMENT BASIN	
C	HDPE MOULDED PUMP SHELF	
D	12" THREADED LID	NON-VENTED
E	1" FNPT TANK ADAPTER WITH U-VENT ASSEMBLY	
F	1" FNPT TANK ADAPTER	
G	1" FNPT TANK ADAPTER	
H	1" FNPT TANK ADAPTER	
J	1" FNPT TANK ADAPTER	



REV	DATE	DESCRIPTION	BY	APPD	REVD	
REVISIONS						
CUSTOMER						
TITLE		ACO JOB NO:				
150 I.G. FEED STATION ASSEMBLY		PURCHASE ORDER NO:				
		PURCHASER'S EQUIP. NO:				
THIS DRAWING IS THE PROPERTY OF ACO CONTAINER SYSTEMS LTD. AND SHALL NOT BE COPIED OR TRANSFERRED WITHOUT THE WRITTEN CONSENT OF ACO CONTAINER SYSTEMS LTD.						
ENGINEERS SEAL		ACO CONTAINER SYSTEMS LTD. <small>PICKERING - ONTARIO - CANADA</small> ACO CONTAINER SYSTEMS LTD. 794 MCKAY RD. PICKERING, ONTARIO, CANADA L1W 2Y4 TEL. 905-683-8222 FAX 905-683-2969				
		DESIGNED		DRAWN		
		CHECKED		WM		
		APPROVED				
		SCALE		N.T.S.		
		DATE		NOV-12-2024		
DWG No		FS-150-2024			REV	0