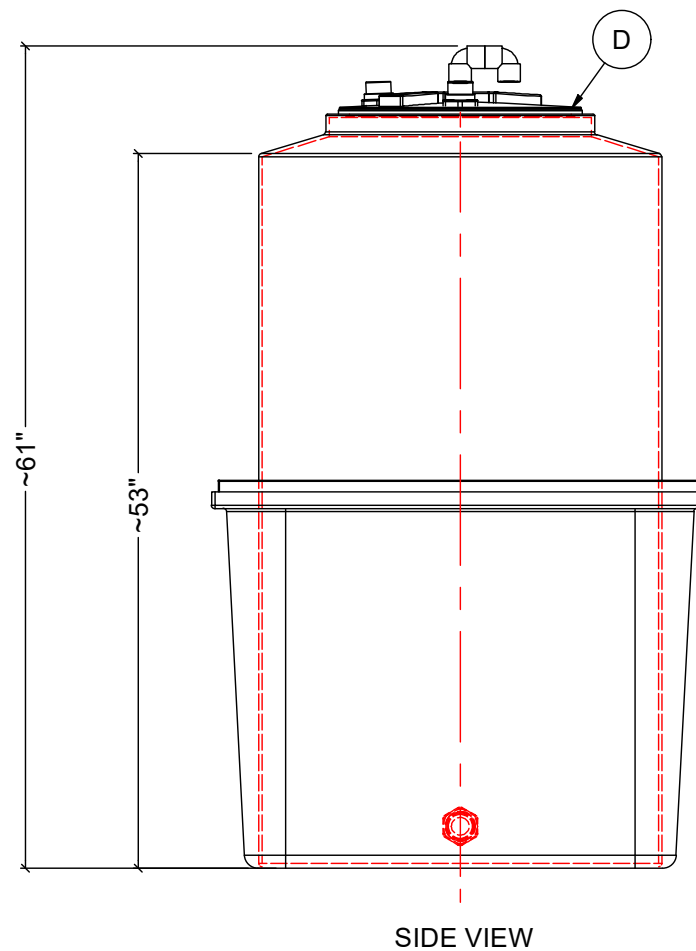
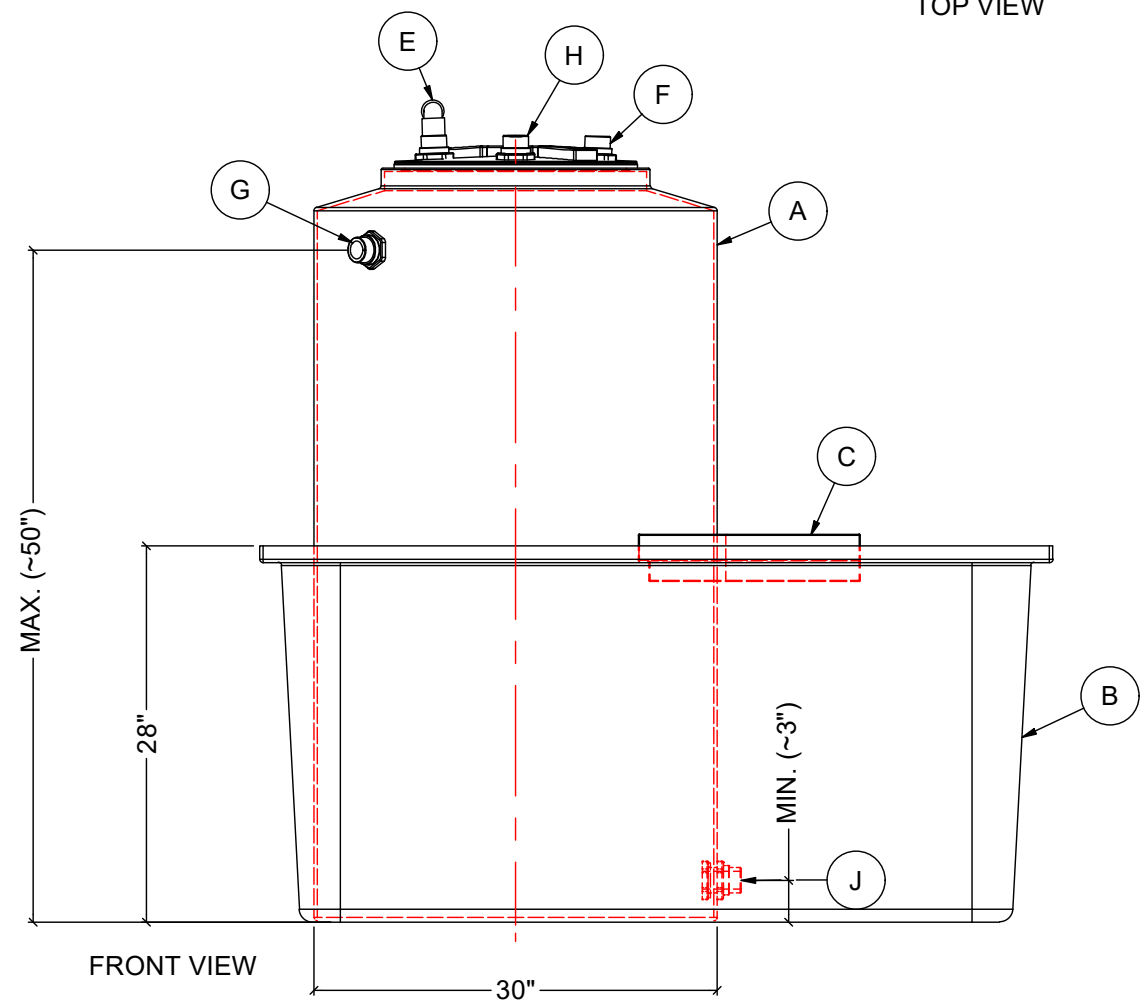


FITTINGS TO BE INSTALLED IN APPROX. LOCATION AS SHOWN ON TOP VIEW

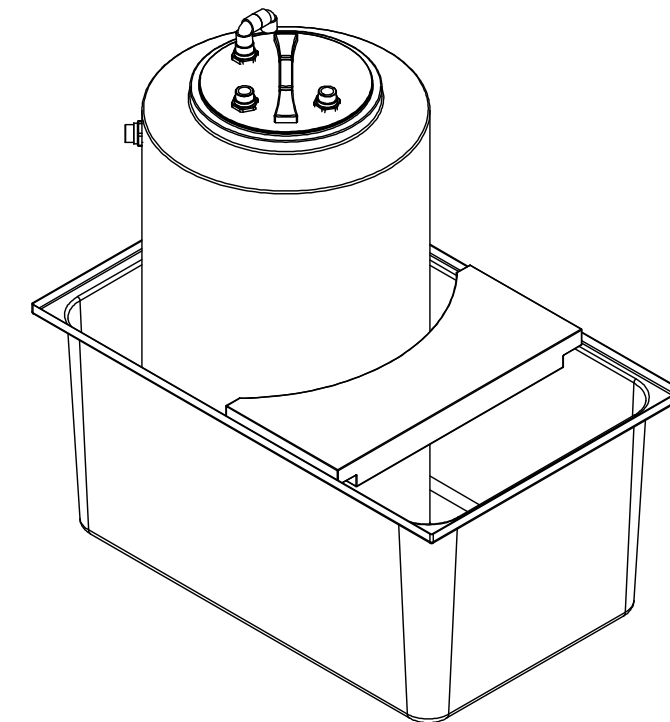


- NOTES:
1. ALL TANK DIMENSIONS ARE SUBJECT TO +/-3% TOLERANCE.
 2. ALL EXTERNAL PIPING AND ACCESSORIES MUST BE FULLY SUPPORTED TO AVOID STRESSING THE TANK.
 3. CONTACT YOUR CHEMICAL SUPPLIER TO ENSURE ALL MATERIALS ARE COMPATIBLE WITH THE PRODUCT YOU INTEND TO STORE.

MATERIAL OPTIONS

TANK: HDPE , XLPE
 TANK WALL THICKNESS: 1.5SG, 1.9SG, 2.2SG
 FITTINGS: PVC , SS-316
 GASKETS: EPDM , VITON

MATERIALS LIST		
ITEMS	DESCRIPTION	NOTES
A	CT-120 CLOSED TOP TANK	
B	IRD-165 SECONDARY CONTAINMENT BASIN	
C	HDPE MOULDED PUMP SHELF	
D	15" THREADED LID	
E	1" FNPT PVC TANK ADAPTER WITH U-VENT ASSEMBLY	
F	1" FNPT TANK ADAPTER	
G	1" FNPT TANK ADAPTER	
H	1" FNPT TANK ADAPTER	
J	1" FNPT TANK ADAPTER	



REV	DATE	DESCRIPTION	BY	APPD	REVD
REVISIONS					
CUSTOMER					
TITLE 120 I.G. FEED STATION ASSEMBLY			ACO JOB NO: PURCHASE ORDER NO: PURCHASER'S EQUIP. NO:		
THIS DRAWING IS THE PROPERTY OF ACO CONTAINER SYSTEMS LTD. AND SHALL NOT BE COPIED OR TRANSFERRED WITHOUT THE WRITTEN CONSENT OF ACO CONTAINER SYSTEMS LTD.					
ENGINEERS SEAL		ACO CONTAINER SYSTEMS LTD.			
		PICKERING - ONTARIO - CANADA		DESIGNED	
		ACO CONTAINER SYSTEMS LTD.		DRAWN	
		794 MCKAY RD.		WM	
		PICKERING, ONTARIO, CANADA		CHECKED	
		L1W 2Y4		APPROVED	
		TEL. 905-683-8222		SCALE	
		FAX 905-683-2969		DATE	
				N.T.S.	
				NOV-12-2024	
DWG No		FS-120-2024			REV
					0